

INDIA'S BEST CEOs



THE TOP CEOs

Despite decent GDP growth and associated numbers, the economic situation and its undercurrents have not changed much. Some leaders of corporate India, however, have taken the storm in their stride and posted exceptional results. Presenting the BTPwC list of India's Top 100 CEOs (in alphabetical order)

A



A.A.V. Ranga Raju
Managing Director
NCC

TOTAL INCOME/ 3-YR CAGR	PBIT/ 3-YR CAGR	3-YEAR AVG TSR
8,526.4/ 13.4%	803.6/ 16.8%	114.7%



Abhijit Roy
Managing Director & CEO
Berger Paints India

TOTAL INCOME/ 3-YR CAGR	PBIT/ 3-YR CAGR	3-YEAR AVG TSR
4,167.3/ 10.9%	554.2/ 20%	39.5%



Aditi Kare Panandikar
Managing Director
Indoco Remedies

TOTAL INCOME/ 3-YR CAGR	PBIT/ 3-YR CAGR	3-YEAR AVG TSR
1,001.6/ 16.6%	113.2/ 17.2%	91.5%




Ajay Bijli
Chairman & Managing Director
PVR

TOTAL INCOME/ 3-YR CAGR	PBIT/ 3-YR CAGR	3-YEAR AVG TSR
1,774.7/ 37.6%	222.5/ 47.3%	32.2%



Akhil Gupta
Executive Chairman
Bharti Infratel

TOTAL INCOME/ 3-YR CAGR	PBIT/ 3-YR CAGR	3-YEAR AVG TSR
6,235.2/ 6.6%	1,984.8/ 14.5%	36.1%




Alluri Indra Kumar
Chairman & Managing Director
Avanti Feeds

TOTAL INCOME/ 3-YR CAGR	PBIT/ 3-YR CAGR	3-YEAR AVG TSR
2,036.3/ 46.3%	235.9/ 70%	229.4%



Alok Tandon
CEO
Inox Leisure

TOTAL INCOME/ 3-YR CAGR	PBIT/ 3-YR CAGR	3-YEAR AVG TSR
1,337/ 20.3%	109.1/ 24.8%	42.3%



Anand Deshpande
Chairman & Managing Director
Persistent Systems

TOTAL INCOME/ 3-YR CAGR	PBIT/ 3-YR CAGR	3-YEAR AVG TSR
1,541.4/ 14.5%	365.9/ 14.1%	46.2%



Anant Goenka
Managing Director
Ceat

TOTAL INCOME/ 3-YR CAGR	PBIT/ 3-YR CAGR	3-YEAR AVG TSR
5,541.3/ 4.2%	731.4/ 29.3%	162.5%

Anil Kumar Jain
Executive Chairman
Indo Count Industries



TOTAL INCOME/ 3-YR CAGR	PBIT/ 3-YR CAGR	3-YEAR AVG TSR
2,070.8/ 21%	434.7/ 75.4%	428%

Anil Kumar Mittal
Chairman & Managing Director
KRBL



TOTAL INCOME/ 3-YR CAGR	PBIT/ 3-YR CAGR	3-YEAR AVG TSR
3,451.4/ 17.8%	527.3/ 23.2%	131.5%

Anoop Kumar Mittal
Chairman & Managing Director
NBCC India



TOTAL INCOME/ 3-YR CAGR	PBIT/ 3-YR CAGR	3-YEAR AVG TSR
5,956.2/ 21.2%	474.3/ 16.1%	189.8%

Arun Bharat Ram
Chairman
SRF



TOTAL INCOME/ 3-YR CAGR	PBIT/ 3-YR CAGR	3-YEAR AVG TSR
3,683.2/ 3%	591/ 10.6%	109.8%

Arvind Uppal
Chairman & Executive Director
Whirlpool of India




TOTAL INCOME/ 3-YR CAGR	PBIT/ 3-YR CAGR	3-YEAR AVG TSR
3,542.3/ 8.2%	365.7/ 26.1%	76%

Ashok Kajaria
Chairman & Managing Director
Kajaria Ceramics



TOTAL INCOME/ 3-YR CAGR	PBIT/ 3-YR CAGR	3-YEAR AVG TSR
2,465.7/ 15.7%	360.8/ 25.2%	80.9%

Azim Premji
Chairman
Wipro



TOTAL INCOME/ 3-YR CAGR	PBIT/ 3-YR CAGR	3-YEAR AVG TSR
47,457.3/ 11.2%	11,009.9/ 13.4%	10.7%

B

B.N. Kalyani
Chairman & Managing Director
Bharat Forge



TOTAL INCOME/ 3-YR CAGR	PBIT/ 3-YR CAGR	3-YEAR AVG TSR
4,405.3/ 10.8%	1,117.3/ 23.5%	94.5%

Balram Garg
Managing Director
PC Jeweller



TOTAL INCOME/ 3-YR CAGR	PBIT/ 3-YR CAGR	3-YEAR AVG TSR
7,308.6/ 21.9%	759.4/ 15.6%	75.2%

This is a list of top 100 CEOs of non-BFSI companies. Standalone data; PBIT: Profit before interest & taxes; TSR: Total shareholders' return; Total income and PBIT figures in ₹ crore; Total income & PBIT (profit before interest & tax): Net of extraordinary income and expenses for the latest financial year. Source: Ace Equity