

SPECIAL ISSUE

# Business Today

www.business today.in / January 28, 2018 / ₹ 100



## INDIA'S BEST CEOs

The BT-PwC India study  
throws up new champions



# INDIA'S BEST CEOs


## TOP 100 CEOs (ex-BFSI)

Total Income/  
3-Year CAGR

Profit Before Interest  
& Taxes/3-Year CAGR

3-Year Average  
Total Shareholder Return

Overall  
Ranking



10

**Anil Kumar Jain**

Executive Chairman,  
Indo Count Industries

SECTOR - Others

SECTORAL RANK - 3

Total Income/3-Yr CAGR	PBIT/3-Yr CAGR	3-Year Avg TSR
2,084.7/13.1%	386.4/33.9%	338.4%



14


**P.P. Gupta**

MD, Techno Electric &  
Engineering Company

SECTOR - Infrastructure & Engg.

SECTORAL RANK - 1

Total Income/3-Yr CAGR	PBIT/3-Yr CAGR	3-Year Avg TSR
1,278/27.6	231.9/34.9%	114.2%



18

**Suresh Krishna**

Chairman & MD,  
Sundram Fasteners

SECTOR - Auto & Auto Ancillaries

SECTORAL RANK - 5

Total Income/3-Yr CAGR	PBIT/3-Yr CAGR	3-Year Avg TSR
2,947.6/12.5%	470.7/27.2%	100.6%



21

**Balram Garg**

Managing Director,  
PC Jeweller

SECTOR - Others

SECTORAL RANK - 5

Total Income/3-Yr CAGR	PBIT/3-Yr CAGR	3-Year Avg TSR
8,208.6/15.2%	848.1/10.9%	88.9%



11

**Arvind Uppal**

Chairman & Non-  
Executive Director,  
Whirlpool of India

SECTOR - Consumer Durables

SECTORAL RANK - 1

Total Income/3-Yr CAGR	PBIT/3-Yr CAGR	3-Year Avg TSR
4,013.8/11.9%	474.4/39.3%	98.8%



15

**K. Narasimha Reddy**

MD, KNR Construction

SECTOR - Infrastructure & Engg.

SECTORAL RANK - 2

Total Income/3-Yr CAGR	PBIT/3-Yr CAGR	3-Year Avg TSR
1,571.3/22.7%	196/32.4%	164.4%



19

**Varun Berry**

Managing Director,  
Britannia Industries

SECTOR - FMCG

SECTORAL RANK - 1

Total Income/3-Yr CAGR	PBIT/3-Yr CAGR	3-Year Avg TSR
8,559.2/10.5%	1,252.5/30.2%	69.6%



22

**Sajjan Bhajanka**

Chairman, Century  
Plyboards (India)

SECTOR - Others

SECTORAL RANK - 6

Total Income/3-Yr CAGR	PBIT/3-Yr CAGR	3-Year Avg TSR
1,805.1/11.8%	262.3/28.2%	262.6%



12

**Anoop Kumar Mittal**

CMD, NBCC (India)

SECTOR - Real estate & Construction

SECTORAL RANK - 1

Total Income/3-Yr CAGR	PBIT/3-Yr CAGR	3-Year Avg TSR
6,420/15.4%	541.9/14.9%	190.9%



16

**Dinesh Nandwana**

MD & CEO,  
Vakrangee

SECTOR - IT & ITES

SECTORAL RANK - 1

Total Income/3-Yr CAGR	PBIT/3-Yr CAGR	3-Year Avg TSR
3,962.5/26.1%	869.5/31.3%	52.5%



23


**A.A. V Ranga Raju**

Managing Director,  
NCC

SECTOR - Infrastructure & Engg.

SECTORAL RANK - 3

Total Income/3-Yr CAGR	PBIT/3-Yr CAGR	3-Year Avg TSR
8,040.3/8.6%	713.2/15.0%	116.6%



13

**Rajesh Mehta**

Executive Chairman,  
Rajesh Exports

SECTOR - Others

SECTORAL RANK - 4

Total Income/3-Yr CAGR	PBIT/3-Yr CAGR	3-Year Avg TSR
44,991.4/24.1%	837.1/10.7%	99.6%



17

**Yogesh Agrawal**

Managing Director,  
Ajanta Pharma

SECTOR - Pharma & Health Care

SECTORAL RANK - 2

Total Income/3-Yr CAGR	PBIT/3-Yr CAGR	3-Year Avg TSR
1,871.3/18.4%	643.5/26.1%	84.2%



20

**Bijon Nag**

Executive Chairman,  
IFB Industries

SECTOR - Consumer Durables

SECTORAL RANK - 2

Total Income/3-Yr CAGR	PBIT/3-Yr CAGR	3-Year Avg TSR
1,751.9/19.4%	66.0/27.9%	219.6%



24

**Arun Kumar**

Founder & Chairman,  
Strides Shasun

SECTOR - Pharma & Health Care

SECTORAL RANK - 3

Total Income/3-Yr CAGR	PBIT/3-Yr CAGR	3-Year Avg TSR
2,285.9/34.1%	317.1/21.3%	76.2%